

04

Tráfico
estadísticas

Traffic
statistic



4.1 Tráfico de pasaje
Passenger traffic

4.1.1 Pasajeros
Passengers

4.1.1.1 Pasajeros, número
Passengers, number

		Cabotaje	Exterior	Total	Interior
		Domestic	Foreign	Total	Local
En régimen de transporte <i>Shipping lines</i>	Embarcados / <i>Embarked</i>			0	742.657
	Desembarcados / <i>Disembarked</i>			0	738.665
	En tránsito / <i>In transit</i>			0	
	Total			0	1.481.322
De crucero <i>Cruise</i>	En tránsito / <i>In transit</i>			172.734	
	Inicio de línea / <i>Starting a cruise</i>			175	
	Fin de línea / <i>Ending a cruise</i>			311	
	Total			173.220	
Otros pasajeros <i>Other passengers</i>	Excursiones y viajes turísticos ría <i>Ria tourist trips and excursions</i>			18.630	
	Total			18.630	
Total			191.850	1.481.322	

4.1.1.2 Pasajeros de línea regular, número. Puertos de origen y destino
Passengers of regular shipping lines, number. Ports of origin and destination

4.1.2 Automóviles en régimen de pasaje. Número de unidades
Vehicles with passengers. Number of vehicles

4.2 Buques
Vessels

4.2.1 Buques mercantes
Merchant ships

4.2.1.1 Distribución por tonelaje
Distribution by tonnage

		< 3.000GT	3.001 - 5.000GT	5.001 - 10.000GT	10.001 - 25.000GT	25.001 - 50.000GT	>50.000 GT	Total
Españoles <i>Spanish</i>	nº / N°	77	35	28	72	0	0	212
	G.T. / G.T.	62.412	153.116	226.714	1.176.855	0	0	1.619.097
Extranjeros <i>Foreign</i>	nº / N°	216	38	369	246	360	158	1.387
	G.T. / G.T.	407.695	138.420	3.053.919	3.691.398	13.774.094	13.701.479	34.767.005
Total	nº / N°	293	73	397	318	360	158	1.599
	G.T. / G.T.	470.107	291.536	3.280.633	4.868.253	13.774.094	13.701.479	36.386.102
%	nº / N°	18,32%	4,57%	24,83%	19,89%	22,51%	9,88%	100,00%
	G.T. / G.T.	1,29%	0,80%	9,02%	13,38%	37,86%	37,66%	100,00%



04
tráficos

4.2.1.2

Distribución por bandera
Distribution by flag

BANDERAS / FLAGS	Nº buques / Nº ships	G.T. / G.T.
 ALEMANIA	12	506.351
 ANTIGUA Y BARBUDA	53	452.584
 BAHAMAS	88	3.909.433
 BARBADOS	5	23.579
 BELGICA	3	6.189
 BELIZE	2	1.197
 BERMUDAS	37	3.420.603
 CHINA	5	141.961
 CHIPRE	197	2.170.238
 COREA DEL SUR	3	177.745
 CURAÇAO	3	7.112
 DINAMARCA	6	56.485
 E.E.U.U.	2	58.837
 EMIRATOS ÁRABES UNIDOS	1	1.253
 ESPAÑA	212	1.619.097
 ESTONIA	2	2.573
 FINLANDIA	6	279.459
 FRANCIA	24	590.032
 GIBRALTAR	3	13.929
 GRECIA	2	94.532
 HONG KONG	35	1.330.134
 IRLANDA	2	3.702
 ISLAS CAIMAN	10	151.192
 ISLAS MALVINAS (FALKLAND)	27	56.653
 ISLAS MARSHALL	56	1.905.161
 ITALIA	46	2.394.642
 JAPÓN	7	421.277
 LIBERIA	75	2.234.951
 LITUANIA	1	1.943
 MALTA	92	2.672.445
 MARRUECOS	1	5.638
 MAURITANIA	7	3.264
 NORUEGA	19	571.159
 PAÍSES BAJOS	90	867.254
 PANAMÁ	92	2.995.272
 PORTUGAL	255	3.281.271
 REINO UNIDO	27	1.511.243
 RUSIA	15	35.731
 SAN VICENTE Y GRANADINAS	6	12.068
 SENEGAL	2	4.214
 SINGAPUR	55	2.300.206
 SUECIA	1	286
 TÚNEZ	1	1.972
 TURQUÍA	3	75.591
 VANUATU	8	15.644
Total	1.599	36.386.102

04
tráficos

4.2.1.3 Distribución por tipos de buques
Distribution by types of vessels

TIPO DE BUQUES / TYPE OF VESSELS	Españoles / Spanish		Extranjeros / Foreign		Total	
	Nº	G.T.	Nº	G.T.	Nº	G.T.
Graneleros Líquidos / Tankers	0	0	19	185.987	19	185.987
Graneleros Sólidos / Bulk-Carriers	42	284.110	44	531.123	86	815.233
Carga General / General Cargo	9	37.238	176	1.072.149	185	1.109.387
Carga General / General cargo	8	34.248	142	834.825	150	869.073
Transportes Especializados / Specialized transport	1	2.990	34	237.324	35	240.314
Ro-Ro / Ro Ro	72	1.176.855	331	14.670.011	403	15.846.866
Ro-Ro Mercancías / Ro-Ro Goods	72	1.176.855	329	14.597.413	401	15.774.268
Ro-Ro Mixtos / Ro-Ro Mixed	0	0	2	72.598	2	72.598
Ro-Ro Pasaje / Ro-Ro Passengers	0	0	0	0	0	0
Pasaje / Passengers	5	576	91	9.013.261	96	9.013.837
Pasaje crucero / Passengers cruise	0	0	91	9.013.261	91	9.013.261
Pasaje rápido / Passengers	0	0	0	0	0	0
Pasaje otros buques / Passengers other ships	5	576	0	0	5	576
Portacontenedores / Containers	0	0	594	8.902.766	594	8.902.766
Otros Buques Mercantes / Other Merchant Ships	84	120.318	132	391.708	216	512.026
Pesqueros de altura congeladores Deep sea fishing freezer vessels	46	54.485	67	117.613	113	172.098
Otros buques / Other ships	38	65.833	65	274.095	103	339.928
TOTAL	212	1.619.097	1.387	34.767.005	1.599	36.386.102

4.2.2 Buques de guerra
Warships

	Españoles / Spanish	Extranjeros / Foreign	Total
Número / Number	0	4	4
G.T. / G.T.	0	30.280	30.280

4.2.3 Embarcaciones de pesca fresca
Fishing vessels

	Bajura / Coastal	Altura / Deep sea	Total
Matriculados durante el año, a 31 de diciembre Registered up till 31 st. December			
Número / Number	1	1	2
G.T. / G.T.	1,50	516,00	517,50
Con base en el Puerto Based in the port			
Número / Number	327	48	375
G.T. / G.T.	26.967,22	30.714,00	56.681,22

4.2.4 Embarcaciones de recreo
Pleasure boats

Con base en el puerto / Based in the port		
Número / Number		1.917
Eslera x manga (medias) / Length x beam (average)		23,12 m²

4.2.5 Buques entrados para desguace
Vessels entered for breaking up

4.2.6 Otras embarcaciones
Other ships

Tipo / Type	Nº	G.T.
Artefacto flotante / Floating structures	1	4.161
Buques administración / Government ships	49	77.113
Buques de guerra / Warships	4	30.280
Buques Servicios Portuarios / Port services boats	11	997
Pesquero mixto (fresco-cong.) / Government ships	323	83.176
Pesqueros de Altura, fresco (*) / Deep sea fishing vessels	331	63.069
Pesqueros de Litoral, fresco (*) / Coastline fishing vessels	117	16.687
Remolcadores / Tugs	31	23.997
TOTAL	867	299.480

(*) Solo aquellos obligados a tramitar DUE / Only those obliged to process DUE



4.3 Mercancías, toneladas
Goods, tons

4.3.1 Movidas por muelles y atraques del servicio
Handled at Port Authority quays and berths

	Cabotaje / Domestic			Exterior / Foreign			Total / Total		
	Embarc. Loaded	Desem. Unloaded	Total	Embarc. Loaded	Desem. Unloaded	Total	Embarc. Loaded	Desem. Unloaded	Total
Graneles líquidos / Liquid bulks									
Prod. químicos / Chemical products					31.974	31.974	0	31.974	31.974
TOTAL / TOTAL					31.974	31.974	0	31.974	31.974
Graneles sólidos por instalación especial / Dry bulks by special installation									
Cemento / Cement		230.786	230.786	0	71.915	71.915	0	302.701	302.701
TOTAL / TOTAL		230.786	230.786	0	71.915	71.915	0	302.701	302.701
Graneles sólidos sin instalación especial / Dry bulks without special installation									
Otros materiales construcc. / Other building materials				1.433	0	1.433	1.433	0	1.433
TOTAL / TOTAL				1.433	0	1.433	1.433	0	1.433
Mercancía general / General cargo									
Abonos y piensos / Fodder and Fertilizers	325	0	325	15.684	19.539	35.224	16.010	19.539	35.549
Aceite de pescado / Fish oil	0	0	0	4.812	9.143	13.955	4.812	9.143	13.955
Aceites y grasas / Oils and greases	3.940	0	3.940	12.096	4.478	16.574	16.036	4.478	20.514
Alimentos / Food	3.164	0	3.164	135.046	6.028	141.075	138.211	6.028	144.239
Automóviles / Vehicles	10.222	25	10.247	598.830	97.466	696.296	609.052	97.492	706.543
Carbones y coque de petróleo / Steam coal and petroleum coke	0	0	0	2.773	7.914	10.686	2.773	7.914	10.686
Cereales y sus harinas / Cereals and their flours	0	0	0	924	139	1.062	924	139	1.062
Conservas / Tinned food	545	27	571	22.522	144.540	167.061	23.066	144.567	167.633
Frutas, hortalizas y legumbres / Fruits and vegetables	0	39	39	6.284	172.593	178.877	6.284	172.632	178.915
Granito en bruto / Granite crude or roughly trimmed	39	0	39	138.029	138.716	276.745	138.068	138.716	276.783
Harina de Pescado / Fish flour	74	0	74	5.728	19.944	25.672	5.802	19.944	25.746
Maderas, duelas y traviesas / Wood and articles of wood	503	49	552	150.745	21.653	172.398	151.248	21.702	172.950
Maquinaria / Machinery	741	277	1.018	67.834	34.262	102.096	68.575	34.540	103.114
Metales y sus manufacturas / Metals and manufactures	32.838	3.058	35.896	28.793	318.891	347.684	61.631	321.949	383.580
Muebles y electrodomésticos / Furniture and electrical appliances	461	0	461	3.058	1.495	4.552	3.519	1.495	5.014
Otros granitos y mármoles / Other granites and marbles	475	0	475	206.077	7.346	213.423	206.552	7.346	213.898
Otros materiales construcción / Other building materials	1.361	43	1.404	104.452	20.742	125.195	105.813	20.786	126.599
Papel y pasta / Paper and pulp	6.590	0	6.590	11.619	3.297	14.916	18.209	3.297	21.506
Pesca congelada / Frozen fish	896	3.202	4.098	102.071	406.541	508.612	102.968	409.743	512.711
Piezas auto / Vehicle spare parts	345	16	362	21.273	80.977	102.250	21.619	80.993	102.612
Pizarra / Slate	0	0	0	40.460	2.632	43.092	40.460	2.632	43.092
Prod. químicos / Chemical products	2.169	110	2.280	28.004	47.551	75.555	30.174	47.661	77.835
Resto mercancías / Other goods	2.306	780	3.086	81.742	77.180	158.922	84.048	77.960	162.008
Tara equipam. / Equipments tare	21.784	17.972	39.756	246.513	265.654	512.167	268.298	283.626	551.923
Vinos, bebidas, alcoholes y derivados / Wines, drinks and spirits	4.792	232	5.024	41.917	1.863	43.780	46.709	2.096	48.804
TOTAL / TOTAL	93.571	25.832	119.403	2.077.285	1.910.584	3.987.869	2.170.856	1.936.416	4.107.272
TOTAL / TOTAL	93.571	256.618	350.189	2.078.719	2.014.473	4.093.191	2.172.290	2.271.090	4.443.380

En este cuadro NO se incluyen los transbordos
This chart does NOT include transshipment

4.3.2 Movidas por muelles y atraques de particulares
Handled at private quays and berths

	Cabotaje / Domestic			Exterior / Foreign			Total / Total		
	Embarc. Loaded	Desem. Unloaded	Total	Embarc. Loaded	Desem. Unloaded	Total	Embarc. Loaded	Desem. Unloaded	Total
Mercancía general / General cargo									
Maquinaria / Machinery	0	0	0	0	7	7	0	7	7
Metales y sus manufacturas / Metals and manufactures	0	0	0	16	4	19	16	4	19
Otros materiales construcción / Other building materials	0	0	0	0	13	13	0	13	13
Pesca congelada / Frozen fish	0	16.822	16.822	0	87.250	87.250	0	104.072	104.072
Resto mercancías / Other goods	0	0	0	228	75	303	228	75	303
TOTAL / TOTAL	0	16.822	16.822	244	87.348	87.592	244	104.170	104.414



04
tráficos



4.3.3

Embarcadas y desembarcadas en el año
Loaded and unloaded during the year

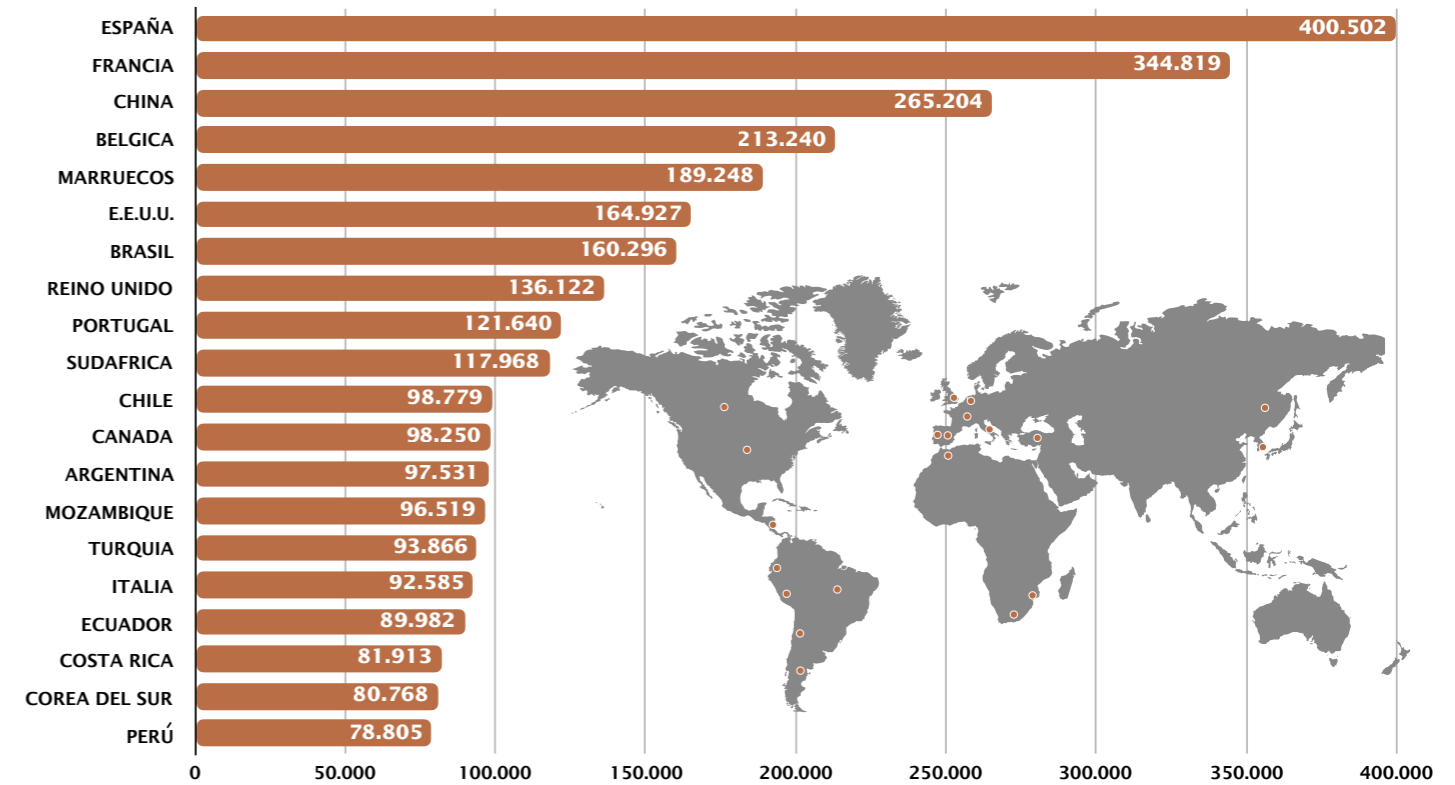
	Cabotaje / Domestic			Exterior / Foreign			Total / Total		
	Embarc. Loaded	Desem. Unloaded	Total	Embarc. Loaded	Desem. Unloaded	Total	Embarc. Loaded	Desem. Unloaded	Total
Graneles líquidos / Liquid bulks									
Productos químicos / Chemical products	0	0	0	0	31.974	31.974	0	31.974	31.974
TOTAL / TOTAL	0	0	0	0	31.974	31.974	0	31.974	31.974
Graneles sólidos por instalación especial / Dry bulks by special installation									
Cemento / Cement	0	230.786	230.786	0	71.915	71.915	0	302.701	302.701
TOTAL / TOTAL	0	230.786	230.786	0	71.915	71.915	0	302.701	302.701
Graneles sólidos sin instalación especial / Dry bulks without special installation									
Otros materiales construcc. / Other building materials				1.433	0	1.433	1.433	0	1.433
TOTAL / TOTAL				1.433	0	1.433	1.433	0	1.433
Mercancía general / General cargo									
Abonos y piensos / Fodder and fertilizers	325	0	325	15.684	19.539	35.224	16.010	19.539	35.549
Aceite de pescado / Fish oil	0	0	0	4.812	9.143	13.955	4.812	9.143	13.955
Aceites y grasas / Oils and greases	3.940	0	3.940	12.096	4.478	16.574	16.036	4.478	20.514
Alimentos / Food	3.164	0	3.164	135.046	6.028	141.075	138.211	6.028	144.239
Automóviles / Vehicles	10.222	25	10.247	598.830	97.466	696.296	609.052	97.492	706.543
Carbones y coque de petróleo / Steam coal and petroleum coke	0	0	0	2.773	7.914	10.686	2.773	7.914	10.686
Cereales y sus harinas / Cereals and their flours	0	0	0	924	139	1.062	924	139	1.062
Conservas / Tinned food	545	27	571	22.522	144.540	167.061	23.066	144.567	167.633
Frutas, hortalizas y legumbres / Fruits and vegetables	0	39	39	6.284	172.593	178.877	6.284	172.632	178.915
Granito en bruto / Granite crude or roughly trimmed	39	0	39	138.029	138.716	276.745	138.068	138.716	276.783
Harina de pescado / Fish flour	74	0	74	5.728	19.944	25.672	5.802	19.944	25.746
Maderas, duelas y traviesas / Wood and articles of wood	503	49	552	150.745	21.653	172.398	151.248	21.702	172.950
Maquinaria / Machinery	741	277	1.018	67.834	34.269	102.103	68.575	34.547	103.121
Metales y sus manufacturas / Metals and manufactures	32.838	3.058	35.896	28.808	318.895	347.703	61.646	321.953	383.600
Muebles y electrodomésticos / Furniture and electrical appliances	461	0	461	3.058	1.495	4.552	3.519	1.495	5.014
Otros granitos y mármoles / Other granites and marbles	475	0	475	206.077	7.346	213.423	206.552	7.346	213.898
Otros materiales construcción / Other building materials	1.361	43	1.404	104.452	20.755	125.207	105.813	20.798	126.611
Papel y pasta / Paper and pulp	6.590	0	6.590	11.619	3.297	14.916	18.209	3.297	21.506
Pesca congelada / Frozen fish	896	20.024	20.921	102.071	493.791	595.862	102.968	513.815	616.783
Piezas auto / Vehicle spare parts	345	16	362	21.273	80.977	102.250	21.619	80.993	102.612
Pizarra / Slate	0	0	0	40.460	2.632	43.092	40.460	2.632	43.092
Productos químicos / Chemical products	2.169	110	2.280	28.004	47.551	75.555	30.174	47.661	77.835
Resto mercancías / Other goods	2.306	780	3.086	81.971	77.254	159.225	84.276	78.034	162.311
Tara equipamientos / Equipments tare	21.784	17.972	39.756	246.513	265.654	512.167	268.298	283.626	551.923
Vinos, bebidas, alcoholes y derivados / Wines, drinks and spirits	4.792	232	5.024	41.917	1.863	43.780	46.709	2.096	48.804
TOTAL / TOTAL	93.571	42.654	136.225	2.077.529	1.997.932	4.075.461	2.171.100	2.040.586	4.211.686
TOTAL / TOTAL	93.571	273.440	367.011	2.078.962	2.101.821	4.180.783	2.172.534	2.375.261	4.547.794

4.3.4 Total mercancías por países de origen y destino
Total goods by nationality of ports of origin and destination

País Country	Desemb. Unloaded	Embarc. Loaded	Total
Albania	0	8.619	8.619
Alemania	12.665	47.357	60.022
Angola	69.024	1.805	70.829
Antigua y Barbuda	0	206	206
Arabia Saudí	2.563	14.568	17.132
Argelia	150	27.178	27.328
Argentina	77.486	20.046	97.531
Australia	55	5.556	5.611
Bahamas	0	60	60
Bangladesh	208	67	275
Barbados	0	56	56
Baréin	9.908	1.986	11.893
Bélgica	47.292	165.948	213.240
Benin	0	847	847
Birmania (Myanmar)	30	0	30
Brasil	139.505	20.791	160.296
Bulgaria	140	1.874	2.013
Cabo Verde	996	480	1.475
Camboya	71	39	110
Camerún	4.945	5.421	10.366
Canadá	6.063	92.188	98.250
Chile	55.354	43.425	98.779
China	167.611	97.593	265.204
Chipre	60	1.937	1.996
Colombia	31.405	9.805	41.209
Comoras	0	140	140
Congo	0	835	835
Corea del Sur	47.620	33.148	80.768
Costa de Marfil	8.007	5.994	14.001
Costa Rica	76.174	5.740	81.913
Croacia	0	7.343	7.343
Cuba	202	4.608	4.810
Curaçao	0	3	3
Desconocido	12.793	24.068	36.861
Dinamarca	51.339	119	51.458
Djibouti	1.198	211	1.409
Dominica	0	30	30
EE.UU.	31.715	133.211	164.927
Ecuador	83.926	6.056	89.982
Egipto	4.311	15.803	20.114
El Salvador	5.588	3.975	9.563
Emiratos Árabes Unidos	827	8.984	9.811
Eslovaquia	0	53	53
Eslovenia	0	3.477	3.477
España	284.314	116.188	400.502
Estonia	2.476	501	2.976
Fiji	438	0	438
Filipinas	16.436	11.542	27.977
Finlandia	2.939	3.391	6.330
Francia	108.730	236.089	344.819
Gabón	317	1.242	1.559
Gambia	63	257	320
Georgia	0	1.412	1.412
Ghana	4.234	5.105	9.339
Granada	0	76	76
Grecia	7.168	34.522	41.690
Guadalupe	0	4.973	4.973
Guatemala	11.469	7.032	18.501
Guinea Conakry	0	3.071	3.071
Guinea Ecuatorial	0	3.265	3.265
Guyana	0	222	222
Guyana Francesa	165	2.759	2.924
Haiti	0	302	302
Honduras	87	2.145	2.232
Hong Kong	135	2.229	2.364
India	59.852	2.688	62.540
Indonesia	32.204	9.066	41.270
Iraq	0	290	290
Irlanda	60	6.465	6.524
Islandia	1.608	1.109	2.717
Islas Caimán	0	26	26
Islas Faroe	146	210	357
Islas Malvinas (Falkland)	65.643	160	65.804
Islas Vírgenes (Británicas)	0	11	11
Israel	1.735	18.950	20.685
Italia	1.508	91.077	92.585
Jamaica	46	3.252	3.298
Japón	3.718	16.919	20.638
Jordania	0	3.800	3.800
Kazajistán	4.417	0	4.417
Kenia	1.892	521	2.413
Kuwait	3	2.062	2.065
Letonia	3.712	1.353	5.064
Líbano	38	841	879
Liberia	0	218	218
Libia	0	3.742	3.742
Lituania	1.310	3.316	4.627
Macao	0	10	10
Madagascar	476	110	586
Malasia	8.786	3.626	12.412
Maldivas	800	219	1.019
Malta	391	7.116	7.507
Marruecos	26.546	162.702	189.248
Martinica	1	5.121	5.122
Mauricio	16.703	971	17.674
Mauritania	5.733	2.044	7.777
Mayotte	0	543	543
México	10.804	29.948	40.752
Montenegro	10.048	1.237	11.285
Mozambique	93.110	3.408	96.519
Namibia	72.056	3.936	75.992
Nicaragua	3.152	506	3.658
Nigeria	5.984	4.556	10.540
Noruega	14.944	16.581	31.525
Nueva Caledonia	157	191	348
Nueva Zelanda	9.151	899	10.050
Omán	671	2.999	3.670
Países Bajos	26.828	25.168	51.996
Pakistán	1.973	2.143	4.116
Panamá	9.344	14.710	24.054

País Country	Desemb. Unloaded	Embarc. Loaded	Total
Papúa Nueva Guinea	15.898	5	15.903
Paraguay	3.593	892	4.486
Perú	61.207	17.599	78.805
Polinesia Francesa	35	452	487
Polonia	2.115	53.657	55.772
Portugal	87.733	33.907	121.640
Puerto Rico	4	9.344	9.348
Qatar	3.561	3.731	7.292
Reino Unido	38.823	97.298	136.122
República Democrática del Congo	217	1.999	2.216
República Dominicana	315	38.828	39.143
Reunión	54	1.458	1.512
Rumanía	1.351	4.252	5.603
Rusia	11.306	1.049	12.355
Saint Kitts and Nevis	0	52	52
San Vicente y Granadinas	0	42	42
Santa Lucía	0	654	654
Santo Tomé y Príncipe	0	24	24
Senegal	21.483	4.871	26.354
Seychelles	42.279	549	42.828
Sierra Leona	0	388	388
Singapur	2.855	3.125	5.980
Sint Maarten (Países Bajos)	11	23	34
Siria	0	7.822	7.822

País Country	Desemb. Unloaded	Embarc. Loaded	Total
Somalia	0	15	15
Sri Lanka	192	171	362
Sudáfrica	102.131	15.837	117.968
Suecia	6.700	13.451	20.151
Surinam	74	1.188	1.262
Tailandia	3.469	3.111	6.579
Taiwan	4.844	6.574	11.417
Tanzania	1.779	296	2.075
Togo	0	1.486	1.486
Trinidad y Tobago	2.459	1.444	3.903
Túnez	226	49.272	49.499
Turks/Caicos	0	41	41
Turquía	26.700	67.165	93.866
Uganda	270	2.678	2.948
Ucrania	530	0	530
Uruguay	19.766	8.005	27.771
Uzbekistán	0	46	46
Venezuela	671	1.884	2.555
Vietnam	28.822	5.057	33.879
Yemen	33	0	33
TOTAL	2.375.261	2.172.534	4.547.794



4.3.5 Mercancías transbordadas
Transhipped goods

	Cabotaje / Domestic			Exterior / Foreign			Total / Total		
	Embarc. Loaded	Desem. Unloaded	Total Total	Embarc. Loaded	Desem. Unloaded	Total Total	Embarc. Loaded	Desem. Unloaded	Total Total
	Mercancía general / General cargo	0	0	0	0	4.508	4.508	0	4.508
TOTAL / TOTAL	0	0	0	0	4.508	4.508	0	4.508	4.508

4.3.6 Tráfico Roll-on / Roll-off
Roll-on / Roll-off traffic

4.3.6.1 Resumen del tráfico Roll-on / Roll-off
Summary of the traffic Roll-on / Roll-off


Mercancías		Cabotaje	Exterior	Total
Goods		Domestic	Foreign	Total
Embarcadas Loaded	En equipamientos / By equipment	448	135.545	135.993
	En otros medios / By other means	10.542	598.581	609.123
	Total	10.990	734.126	745.116
Desembarcadas Unloaded	En equipamientos / By equipment	44	135.168	135.212
	En otros medios / By other means	77	104.177	104.254
	Total	121	239.345	239.466
Embarcadas más desembarcadas Loaded and unloaded	En equipamientos / By equipment	492	270.713	271.205
	En otros medios / By other means	10.619	702.758	713.377
	Total	11.111	973.471	984.582

4.3.6.2 Unidades de transporte intermodal (UTI) Roll-on / Roll-off
Intermodal transport units (ITU) Roll-on / Roll-off

		Cabotaje / Domestic			Exterior / Foreign			Total / Total		
		Embarc. Loaded	Desem. Unloaded	Total Total	Embarc. Loaded	Desem. Unloaded	Total Total	Embarc. Loaded	Desem. Unloaded	Total Total
		Acompañado Accompanied	Camión articulado	0	0	0	0	0	0	0
Camión rígido	0		0	0	0	38	38	0	38	38
Tren de carretera	0		0	0	0	0	0	0	0	0
Total	0		0	0	0	38	38	0	38	38
No acompañado Not accompanied	Remolques, semirremolques y plataformas	56	4	60	5.056	4.672	9.728	5.112	4.676	9.788
	Total	56	4	60	5.056	4.672	9.728	5.112	4.676	9.788
Otros / Others	Cabeza Tractora	0	0	0	0	0	0	0	0	0
	Furgón	0	0	0	0	0	0	0	0	0
	Roll tráiler y otros equipos	0	0	0	0	0	0	0	0	0
	Total	0	0	0	0	0	0	0	0	0
TOTAL	TOTAL / TOTAL	56	4	60	5.056	4.710	9.766	5.112	4.714	9.826

4.3.6.3 Unidades de automóviles en régimen de mercancía
Units of vehicles considered like good

	Cabotaje / Domestic			Exterior / Foreign			Total / Total		
	Embarc. Loaded	Desem. Unloaded	Total Total	Embarc. Loaded	Desem. Unloaded	Total Total	Embarc. Loaded	Desem. Unloaded	Total Total
Autobuses / Buses	2	0	2	27	1	28	29	1	30
Turismos / Vehicles	6.849	9	6.858	404.029	57.254	461.283	410.878	57.263	468.141
Camiones / Trucks	30	0	30	4.868	160	5.028	4.898	160	5.058
Vehículos especiales Special vehicles	1	0	1	84	10	94	85	10	95
Motocicletas (inc. ciclomotores) Motorcycles (mopeds included)	2	0	2	1	0	1	3	0	3
TOTAL / TOTAL	6.884	9	6.893	409.009	57.425	466.434	415.893	57.434	473.327



4.3.7 Clasificación de mercancías
Classification of goods

4.3.7.1 Clasificación según su naturaleza
Classification by nature

MERCANCIAS / GOODS	Cabotaje / Domestic			Exterior / Foreign			Total / Total		
	Embarc. Loaded	Desem. Unloaded	Total Total	Embarc. Loaded	Desem. Unloaded	Total Total	Embarc. Loaded	Desem. Unloaded	Total Total
Energético / Power products	68	0	68	5.137	11.311	16.448	5.205	11.311	16.516
02 Fuel-oil / Fuel-oil	0	0	0	12	89	101	12	89	101
06 Otros productos petrolíferos / Other petroleum products	67	0	67	1.957	2.615	4.571	2.024	2.615	4.638
12 Carbones y coque de petróleo / Steam coal and petroleum coke	0	0	0	2.773	7.914	10.686	2.773	7.914	10.686
51 Biocombustibles / Biofuel	1	0	1	395	694	1.089	396	694	1.090
Siderometalúrgico / Siderurgical and metallurgic products	32.714	3.051	35.765	32.663	316.626	349.289	65.377	319.678	385.054
08 Mineral de hierro / Iron ore	0	0	0	158	182	340	158	182	340
10 Otros minerales y residuos metálicos / Other mineral ores	0	909	909	5.181	2.953	8.134	5.181	3.862	9.043
11 Chatarras de hierro / Scrap iron	29.374	0	29.374	577	259	836	29.951	259	30.210
13 Productos siderúrgicos / Iron products	914	35	950	19.693	149.112	168.805	20.607	149.147	169.754
36 Otros productos metalúrgicos / Other metallurgic products	2.426	2.107	4.533	7.053	164.121	171.174	9.479	166.228	175.707
Minerales no metálicos / Non-metal minerals	74	0	74	6.453	11.004	20.993	6.526	11.004	17.531
25 Sal común / Salt	1	0	1	68	0	68	68	0	68
52 Otros minerales no metálicos / Other non-metallic minerals	73	0	73	6.385	11.004	17.390	6.458	11.004	17.462
Abonos / Fertilizers	76	0	76	8.663	7.458	16.121	8.739	7.458	16.197
15 Potasas / Potash	0	0	0	0	345	345	0	345	345
16 Abonos naturales y artificiales / Natural and artificial fertilizers	76	0	76	8.663	7.113	15.776	8.739	7.113	15.851
Químicos / Chemical products	2.308	126	2.434	30.972	90.086	121.059	33.280	90.212	123.492
17 Productos químicos / Chemical products	2.308	126	2.434	30.972	90.086	121.059	33.280	90.212	123.492
Materiales de construcción / Building materials	2.032	230.814	232.846	485.575	230.297	715.872	487.608	461.111	948.718
18 Cemento y clinker / Cement and clinker	0	230.786	230.786	216	71.915	72.131	216	302.701	302.917
20 Material construc. elaborado / Manufactured building materials	2.032	28	2.060	485.360	158.382	643.741	487.392	158.410	645.802
Agro-ganadero y aliment. / Stockbreeding and feeding prod.	13.755	20.322	34.077	340.191	869.560	1.209.751	353.946	889.882	1.243.828
21 Cereales y sus harinas / Cereals and their flours	0	0	0	924	339	1.262	924	339	1.262
23 Frutas, hortalizas y legumbres / Fruits and vegetables	1	39	40	6.879	176.784	183.663	6.880	176.823	183.703
24 Vinos, bebidas, alcoholes y derivados / Wines, drinks and spirits	4.761	232	4.994	41.845	1.775	43.620	46.606	2.007	48.614
27 Conservas / Tinned food	543	27	570	21.926	140.348	162.275	22.470	140.375	162.845
28 Tabaco, cacao, café y especias / Tobacco, cocoa, coffee and spices	94	0	94	1.720	4.589	6.309	1.814	4.589	6.403
29 Aceites y grasas / Oils and greases	3.940	0	3.940	16.907	13.621	30.529	20.848	13.621	34.469
30 Otros productos alimenticios / Other foods	3.195	0	3.195	135.193	6.786	141.979	138.388	6.786	145.174
33 Pescados congelados y refrigerados / Chilled and frozen fish	896	20.024	20.921	102.326	493.846	596.173	103.223	513.871	617.093
37 Pienso y forrajes / Animal feed and fodder	324	0	324	12.470	31.470	43.941	12.794	31.470	44.265
Otras mercancías / Other goods	10.192	1.113	11.305	302.619	119.838	422.457	312.810	120.952	433.762
19 Maderas y corcho / Wood and cork	501	39	540	152.365	21.978	174.342	152.865	22.017	174.882
26 Papel y pasta / Paper and pulp	6.590	0	6.590	11.619	3.297	14.916	18.209	3.297	21.506
31 Maquinaria, herramientas y repuestos / Machinery, tools and spares	857	335	1.192	73.343	43.153	116.496	74.200	43.489	117.688
34 Resto mercancías / Other goods	2.245	739	2.984	65.292	51.410	116.702	67.537	52.149	119.685
Vehic. y elementos transp. / Vehicles and transport elements	32.353	18.014	50.367	866.689	445.641	1.312.330	899.042	463.654	1.362.696
32 Vehículos y sus piezas / Motor vehicles and parts	10.569	42	10.611	620.176	179.987	800.163	630.745	180.029	810.773
38 Tara equipamiento (Ro-Ro) / Ro-Ro traffic tare weights	448	44	492	35.806	32.932	68.738	36.254	32.976	69.230
39 Tara contenedores / Containers tare	21.336	17.928	39.264	210.707	232.722	443.429	232.044	250.650	482.693
TOTAL / TOTAL	93.571	273.440	367.011	2.078.962	2.101.821	4.180.783	2.172.534	2.375.261	4.547.794



4.3.7.2

Clasificación según su naturaleza y presentación
Classification by nature and packaging


MERCANCÍAS / GOODS	Graneles líquidos Liquid bulks			Graneles sólidos Solid bulks			Mercancía general, contenedor General cargo in container			Mercancía general convencional General cargo breakbulk			Total mercancía general Total general cargo			TOTAL		
	Embarc. Loaded	Desem. Unloaded	Total Total	Embarc. Loaded	Desem. Unloaded	Total Total	Embarc. Loaded	Desem. Unloaded	Total Total	Embarc. Loaded	Desem. Unloaded	Total Total	Embarc. Loaded	Desem. Unloaded	Total Total	Embarc. Loaded	Desem. Unloaded	Total Total
Energético / Power products	0	0	0	0	0	0	5.200	11.311	16.511	5	0	5	5.205	11.311	16.516	5.205	11.311	16.516
02 Fuel-oil /Other petroleum products	0	0	0	0	0	0	12	89	101	0	0	0	12	89	101	12	89	101
06 Otros productos petrolíferos /Other petroleum products	0	0	0	0	0	0	2.019	2.615	4.633	5	0	5	2.024	2.615	4.638	2.024	2.615	4.638
12 Carbones y coque de petróleo / Steam coal and petroleum coke	0	0	0	0	0	0	2.773	7.914	10.686	0	0	0	2.773	7.914	10.686	2.773	7.914	10.686
51 Biocombustibles / Biofuel	0	0	0	0	0	0	396	694	1.090	0	0	0	396	694	1.090	396	694	1.090
Siderometalúrgico / Iron and steel	0	0	0	0	0	0	32.860	113.642	146.501	32.517	206.036	238.553	65.377	319.678	385.054	65.377	319.678	385.054
08 Mineral de hierro / Iron ore	0	0	0	0	0	0	158	158	316	0	24	24	158	182	340	158	182	340
10 Otros minerales y residuos metálicos / Other mineral ores	0	0	0	0	0	0	3.165	3.862	7.027	2.016	0	2.016	5.181	3.862	9.043	5.181	3.862	9.043
11 Chatarras de hierro / Scrap iron	0	0	0	0	0	0	577	259	836	29.374	0	29.374	29.951	259	30.210	29.951	259	30.210
13 Productos siderúrgicos / Iron products	0	0	0	0	0	0	19.690	22.199	41.889	917	126.948	127.865	20.607	149.147	169.754	20.607	149.147	169.754
36 Otros productos metalúrgicos / Other metallurgic products	0	0	0	0	0	0	9.269	87.164	96.433	210	79.064	79.274	9.479	166.228	175.707	9.479	166.228	175.707
Minerales no metálicos / Non-metal minerals	0	0	0	1.433	0	1.433	5.069	9.492	14.561	24	1.512	1.536	5.093	11.004	16.097	6.526	11.004	17.531
25 Sal común / Salt	0	0	0	0	0	0	68	0	68	0	0	0	68	0	68	68	0	68
52 Otros minerales no metálicos /Other non-metallic minerals	0	0	0	1.433	0	1.433	5.001	9.492	14.493	24	1.512	1.536	5.025	11.004	16.029	6.458	11.004	17.462
Abonos / Fertilizers	0	0	0	0	0	0	8.739	5.753	14.491	0	1.705	1.705	8.739	7.458	16.197	8.739	7.458	16.197
15 Potasas / Potash	0	0	0	0	0	0	0	345	345	0	0	0	0	345	345	0	345	345
16 Abonos naturales y artificiales / Natural and artificial fertilizers	0	0	0	0	0	0	8.739	5.407	14.146	0	1.705	1.705	8.739	7.113	15.851	8.739	7.113	15.851
Químicos / Chemical products	0	31.974	31.974	0	0	0	33.236	58.139	91.376	44	99	143	33.280	58.238	91.519	33.280	90.212	123.492
17 Productos químicos / Chemical products	0	31.974	31.974	0	0	0	33.236	58.139	91.376	44	99	143	33.280	58.238	91.519	33.280	90.212	123.492
Materiales de construcción / Building materials	0	0	0	0	302.701	302.701	319.731	28.241	347.972	167.877	130.169	298.046	487.608	158.410	646.017	487.608	461.111	948.718
18 Cemento y clinker / Cement and clinker	0	0	0	0	302.701	302.701	216	0	216	0	0	0	216	0	216	216	302.701	302.917
20 Material construc. elaborado / Manufactured building materials	0	0	0	0	0	0	319.515	28.241	347.756	167.877	130.169	298.046	487.392	158.410	645.802	487.392	158.410	645.802
Agro-ganadero y aliment. / Stockbreeding and feeding prod.	0	0	0	0	0	0	350.233	771.487	1.121.720	3.713	118.395	122.108	353.946	889.882	1.243.828	353.946	889.882	1.243.828
21 Cereales y sus harinas / Cereals and their flours	0	0	0	0	0	0	924	339	1.262	0	0	0	924	339	1.262	924	339	1.262
23 Frutas, hortalizas y legumbres / Fruits and vegetables	0	0	0	0	0	0	6.840	167.868	174.709	40	8.954	8.994	6.880	176.823	183.703	6.880	176.823	183.703
24 Vinos, bebidas, alcoholes y derivados / Wines, drinks and spirits	0	0	0	0	0	0	46.606	2.007	48.613	0	0	0	46.606	2.007	48.614	46.606	2.007	48.614
27 Conservas / Tinned food	0	0	0	0	0	0	20.522	140.283	160.805	1.947	93	2.040	22.470	140.375	162.845	22.470	140.375	162.845
28 Tabaco, cacao, café y especias / Tobacco, cocoa, coffee and spices	0	0	0	0	0	0	1.813	4.589	6.402	1	0	1	1.814	4.589	6.403	1.814	4.589	6.403
29 Aceites y grasas / Oils and greases	0	0	0	0	0	0	20.092	13.597	33.690	755	24	779	20.848	13.621	34.469	20.848	13.621	34.469
30 Otros productos alimenticios / Other foods	0	0	0	0	0	0	138.331	6.737	145.068	57	49	106	138.388	6.786	145.174	138.388	6.786	145.174
33 Pescados congelados y refrigerados / Chilled and frozen fish	0	0	0	0	0	0	103.222	406.395	509.618	0	107.475	107.476	103.223	513.871	617.093	103.223	513.871	617.093
37 Pienso y forrajes / Animal feed and fodder	0	0	0	0	0	0	11.882	29.671	41.554	912	1.799	2.711	12.794	31.470	44.265	12.794	31.470	44.265
Otras mercancías / Other goods	0	0	0	0	0	0	271.912	107.716	379.627	40.899	13.236	54.135	312.810	120.952	433.762	312.810	120.952	433.762
19 Maderas y corcho / Wood and cork	0	0	0	0	0	0	149.801	21.651	171.452	3.065	366	3.430	152.865	22.017	174.882	152.865	22.017	174.882
26 Papel y pasta / Paper and pulp	0	0	0	0	0	0	17.858	3.200	21.058	351	97	448	18.209	3.297	21.506	18.209	3.297	21.506
31 Maquinaria, herramientas y repuestos Machinery, tools and spares	0	0	0	0	0	0	41.556	35.346	76.903	32.643	8.142	40.786	74.200	43.489	117.688	74.200	43.489	117.688
34 Resto mercancías / Other goods	0	0	0	0	0	0	62.697	47.518	110.215	4.840	4.631	9.471	67.537	52.149	119.685	67.537	52.149	119.685
Vehic. y elementos transp. / Vehicles and transport elements	0	0	0	0	0	0	250.430	275.115	525.545	648.612	188.539	837.151	899.042	463.654	1.362.696	899.042	463.654	1.362.696
32 Vehículos y sus piezas / Motor vehicles and parts	0	0	0	0	0	0	18.386	24.465	42.852	612.358	155.563	767.922	630.745	180.029	810.773	630.745	180.029	810.773
38 Tara equipamiento (Ro-Ro) / Ro-Ro traffic tare weights	0	0	0	0	0	0	0	0	0	36.254	32.976	69.230	36.254	32.976	69.230	36.254	32.976	69.230
39 Tara contenedores / Containers tare	0	0	0	0	0	0	232.044	250.650	482.693	0	0	0	232.044	250.650	482.693	232.044	250.650	482.693
TOTAL / TOTAL	0	31.974	31.974	1.433	302.701	304.134	1.277.409	1.380.895	2.658.304	893.691	659.691	1.553.382	2.171.100	2.040.586	4.211.686	2.172.534	2.375.261	4.547.794

04
tráficos

4.3.7.3

Clasificación de mercancías en tránsito según su naturaleza
Classification of goods in transit by nature

MERCANCIAS / GOODS	Cabotaje / Domestic			Exterior / Foreign			Total tránsito/ Total transit		
	Embarc. Loaded	Desem. Unloaded	Total Total	Embarc. Loaded	Desem. Unloaded	Total Total	Embarc. Loaded	Desem. Unloaded	Total Total
Energético / Power products	0	0	0	3.381	3.758	7.139	3.381	3.758	7.139
6 Otros productos petrolíferos Other petroleum products	0	0	0	532	599	1.131	532	599	1.131
12 Carbones y coque de petróleo Steam coal and petroleum coke	0	0	0	2.738	3.048	5.786	2.738	3.048	5.786
51 Biocombustible / Biofuel	0	0	0	111	111	221	111	111	221
Siderometalúrgico / Iron and steel	0	0	0	13.672	14.650	28.322	13.672	14.650	28.322
8 Mineral de hierro / Iron ore	0	0	0	158	158	316	158	158	316
10 Otros minerales y residuos metálicos Other mineral ores	0	0	0	939	939	1.878	939	939	1.878
11 Chatarras de hierro / Scrap iron	0	0	0	128	144	272	128	144	272
13 Productos siderúrgicos / Iron products	0	0	0	11.342	12.304	23.647	11.342	12.304	23.647
36 Otros productos metalúrgicos Other metallurgic products	0	0	0	1.105	1.105	2.210	1.105	1.105	2.210
Minerales no metálicos / Non-Metal minerals	0	0	0	2.981	2.828	5.809	2.981	2.828	5.809
52 Otros minerales no metálicos Other non-metallic minerals	0	0	0	2.981	2.828	5.809	2.981	2.828	5.809
Abonos / Fertilizers	0	0	0	1.615	1.607	3.222	1.615	1.607	3.222
16 Abonos naturales y artificiales Natural and artificial fertilizers	0	0	0	1.615	1.607	3.222	1.615	1.607	3.222
Químicos / Chemical products	0	0	0	4.801	4.768	9.569	4.801	4.768	9.569
17 Productos químicos / Chemical products	0	0	0	4.801	4.768	9.569	4.801	4.768	9.569
Materiales de construcción / Building materials	0	0	0	15.834	10.682	26.516	15.834	10.682	26.516
20 Materiales de construcción elaborados Manufactured building materials	0	0	0	15.834	10.682	26.516	15.834	10.682	26.516
Agro-ganadero y alimentario Stockbreeding and feeding products	55	407	462	23.533	24.591	48.124	23.588	24.998	48.586
21 Cereales y sus harinas / Cereals and their flours	0	0	0	44	44	88	44	44	88
23 Frutas, hortalizas y legumbres / Fruits and vegetables	0	0	0	4.272	4.762	9.034	4.272	4.762	9.034
24 Vinos, bebidas, alcoholes y derivados Wines, drinks and spirits	0	0	0	1.581	1.730	3.311	1.581	1.730	3.311
27 Conservas / Tinned food	0	0	0	2.550	2.596	5.146	2.550	2.596	5.146
28 Tabaco, cacao, café y especias Tobacco, cocoa, coffee and spices	0	0	0	442	436	878	442	436	878
29 Aceites y grasas / Oils and greases	0	0	0	941	942	1.883	941	942	1.883
30 Otros productos alimenticios / Other foods	0	0	0	2.330	2.365	4.696	2.330	2.365	4.696
33 Pescados congelados y refrigerados Chilled or frozen fish	55	407	462	11.213	11.556	22.769	11.268	11.963	23.231
37 Pienso y forrajes / Animal feed and fodder	0	0	0	159	159	318	159	159	318
Otras mercancías / Other goods	56	0	56	20.329	19.523	39.853	20.385	19.523	39.908
19 Maderas y corcho / Wood and cork	0	0	0	5.249	5.524	10.773	5.249	5.524	10.773
26 Papel y pasta / Paper and pulp	0	0	0	1.052	1.065	2.117	1.052	1.065	2.117
31 Maquinaria, herramientas y repuestos Machinery, tools and spares	56	0	56	2.329	2.391	4.720	2.384	2.391	4.775
34 Resto mercancías / Other goods	0	0	0	11.699	10.544	22.243	11.699	10.544	22.243
Vehículos y elementos transportes Vehicles and transport elements	44	9	53	33.880	55.276	89.156	33.924	55.285	89.209
32 Vehículos y sus piezas / Motor vehicles and parts	0	0	0	21.400	39.809	61.209	21.400	39.809	61.209
38 Tara equipamiento (Ro-Ro) Ro-Ro traffic tare weights	0	0	0	56	69	125	56	69	125
39 Tara contenedores / Containers tare	44	9	53	12.424	15.399	27.823	12.468	15.408	27.876
TOTAL / TOTAL	155	416	571	120.027	137.683	257.710	120.182	138.099	258.281



04
tráficos

4.3.7.4

Clasificación de mercancías en tránsito según su naturaleza y presentación
Classification of goods in transit by nature and packaging

MERCANCÍAS / GOODS	Graneles líquidos Liquid bulks			Graneles sólidos Solid bulks			Mercancía General / General Cargo									Tránsito / Transit		
	Mercancía general General cargo			Mercancía general General cargo			En contenedor In container			Convencional Breakbulk			Total			Total		
	Embarc. Loaded	Desem. Unloaded	Total	Embarc. Loaded	Desem. Unloaded	Total	Embarc. Loaded	Desem. Unloaded	Total	Embarc. Loaded	Desem. Unloaded	Total	Embarc. Loaded	Desem. Unloaded	Total	Embarc. Loaded	Desem. Unloaded	Total
Energético / Power products	0	0	0	0	0	0	3.381	3.758	7.139	0	0	0	3.381	3.758	7.139	3.381	3.758	7.139
6 Otros productos petrolíferos / Other petroleum products	0	0	0	0	0	0	532	599	1.131	0	0	0	532	599	1.131	532	599	1.131
12 Carbones y coque de petróleo / Steam coal and petroleum coke							2.738	3.048	5.786	0	0	0	2.738	3.048	5.786	2.738	3.048	5.786
51 Biocombustible / Biofuel	0	0	0	0	0	0	111	111	221	0	0	0	111	111	221	111	111	221
Siderometalúrgico / Iron and steel	0	0	0	0	0	0	13.279	12.398	25.676	393	2.253	2.646	13.672	14.650	28.322	13.672	14.650	28.322
8 Mineral de hierro / Iron ore	0	0	0	0	0	0	158	158	316	0	0	0	158	158	316	158	158	316
10 Otros minerales y residuos metálicos / Other mineral ores	0	0	0	0	0	0	939	939	1.878	0	0	0	939	939	1.878	939	939	1.878
11 Chatarras de hierro / Scrap iron	0	0	0	0	0	0	128	144	272	0	0	0	128	144	272	128	144	272
13 Productos siderúrgicos / Iron products	0	0	0	0	0	0	10.949	10.052	21.001	393	2.253	2.646	11.342	12.304	23.647	11.342	12.304	23.647
36 Otros productos metalúrgicos / Other metallurgic products	0	0	0	0	0	0	1.105	1.105	2.210	0	0	0	1.105	1.105	2.210	1.105	1.105	2.210
Minerales no metálicos / Non-Metal minerals	0	0	0	0	0	0	2.981	2.828	5.809	0	0	0	2.981	2.828	5.809	2.981	2.828	5.809
52 Otros minerales no metálicos / Other non-metallic minerals	0	0	0	0	0	0	2.981	2.828	5.809	0	0	0	2.981	2.828	5.809	2.981	2.828	5.809
Abonos / Fertilizers	0	0	0	0	0	0	1.615	1.607	3.222	0	0	0	1.615	1.607	3.222	1.615	1.607	3.222
16 Abonos naturales y artificiales / Natural and artificial fertilizers	0	0	0	0	0	0	1.615	1.607	3.222	0	0	0	1.615	1.607	3.222	1.615	1.607	3.222
Químicos / Chemical products	0	0	0	0	0	0	4.801	4.768	9.569	0	0	0	4.801	4.768	9.569	4.801	4.768	9.569
17 Productos químicos / Chemical products	0	0	0	0	0	0	4.801	4.768	9.569	0	0	0	4.801	4.768	9.569	4.801	4.768	9.569
Materiales de construcción / Building materials	0	0	0	0	0	0	4.213	3.735	7.949	11.621	6.946	18.567	15.834	10.682	26.516	15.834	10.682	26.516
20 Materiales construcción elaborados / Manufactured building materials	0	0	0	0	0	0	4.213	3.735	7.949	11.621	6.946	18.567	15.834	10.682	26.516	15.834	10.682	26.516
Agro-ganadero y alimentario / Stockbreeding and feeding products	0	0	0	0	0	0	23.588	24.590	48.178	0	408	408	23.588	24.998	48.586	23.588	24.998	48.586
21 Cereales y sus harinas / Cereals and their flours	0	0	0	0	0	0	44	44	88	0	0	0	44	44	88	44	44	88
23 Frutas, hortalizas y legumbres / Fruits and vegetables	0	0	0	0	0	0	4.272	4.762	9.034	0	0	0	4.272	4.762	9.034	4.272	4.762	9.034
24 Vinos, bebidas, alcoholes y derivados / Wines, drinks and spirits	0	0	0	0	0	0	1.581	1.730	3.311	0	0	0	1.581	1.730	3.311	1.581	1.730	3.311
27 Conservas / Tinned food	0	0	0	0	0	0	2.550	2.596	5.146	0	0	0	2.550	2.596	5.146	2.550	2.596	5.146
28 Tabaco, cacao, café y especias / Tobacco, cocoa, coffee and spices	0	0	0	0	0	0	442	436	878	0	0	0	442	436	878	442	436	878
29 Aceites y grasas / Oils and greases	0	0	0	0	0	0	941	942	1.883	0	0	0	941	942	1.883	941	942	1.883
30 Otros productos alimenticios / Other foods	0	0	0	0	0	0	2.330	2.365	4.696	0	0	0	2.330	2.365	4.696	2.330	2.365	4.696
33 Pescados congelados y refrigerados / Chilled or frozen fish	0	0	0	0	0	0	11.268	11.555	22.823	0	408	408	11.268	11.963	23.231	11.268	11.963	23.231
37 Pienso y forrajes / Animal feed and fodder	0	0	0	0	0	0	159	159	318	0	0	0	159	159	318	159	159	318
Otras mercancías / Other goods	0	0	0	0	0	0	18.591	18.998	37.589	1.794	526	2.319	20.385	19.523	39.908	20.385	19.523	39.908
19 Maderas y corcho / Wood and cork	0	0	0	0	0	0	5.249	5.524	10.773	0	0	0	5.249	5.524	10.773	5.249	5.524	10.773
26 Papel y pasta / Paper and pulp	0	0	0	0	0	0	1.052	1.065	2.117	0	0	0	1.052	1.065	2.117	1.052	1.065	2.117
31 Maquinaria, herramientas y repuestos / Machinery, tools and spares	0	0	0	0	0	0	1.856	1.867	3.723	529	524	1.052	2.384	2.391	4.775	2.384	2.391	4.775
34 Resto mercancías / Other goods	0	0	0	0	0	0	10.434	10.542	20.976	1.265	2	1.267	11.699	10.544	22.243	11.699	10.544	22.243
Vehículos y elementos transportes / Vehicles and transport elements	0	0	0	0	0	0	12.610	16.074	28.684	21.314	39.212	60.526	33.924	55.285	89.209	33.924	55.285	89.209
32 Vehículos y sus piezas / Motor vehicles and parts	0	0	0	0	0	0	142	666	808	21.258	39.143	60.401	21.400	39.809	61.209	21.400	39.809	61.209
38 Tara equipamiento (Ro-Ro) / Ro-Ro traffic tare weights	0	0	0	0	0	0	0	0	0	56	69	125	56	69	125	56	69	125
39 Tara contenedores / Containers tare	0	0	0	0	0	0	12.468	15.408	27.876	0	0	0	12.468	15.408	27.876	12.468	15.408	27.876
TOTAL / TOTAL	0	0	0	0	0	0	85.060	88.755	173.815	35.122	49.344	84.466	120.182	138.099	258.281	120.182	138.099	258.281

4.4 Tráfico interior, toneladas
Local traffic, tons

4.5 Avituallamientos, toneladas
Supplies, tons

	Toneladas / Tons
Combustibles líquidos / <i>Liquid fuels</i>	67.940
Agua / <i>Water</i>	26.596
Hielo / <i>Ice</i>	26.046
Provisiones / <i>Provisions</i>	0
Varios / <i>Others</i>	8.331
TOTAL / TOTAL	128.913

4.6 Pesca fresca capturada
Fresh fish captures

	Peso (kg) <i>Weight (kg)</i>	Valor en 1ª venta (euros) <i>Value in first sale (euros)</i>
Moluscos / <i>Mollusks</i>	3.234.549	17.783.229
Crustáceos / <i>Crustaceans</i>	670.462	7.677.287
Peces / <i>Fish</i>	30.104.337	121.854.481
TOTAL / TOTAL	34.009.348	147.314.998

4.7 Tráfico de contenedores*
*Container traffic**

*Hasta el año 2022 se contabilizaban como contenedores (tanto TEU`s como toneladas) los semirremolques, en tráfico ro-ro, y los contenedores puros, tanto ro-ro como lo-lo. Desde este año, siguiendo las directrices marcadas por Puertos del Estado, en aplicación de los criterios de EUROSTAT, solo se computan como tráfico contenerizado los contenedores puros lo-lo y ro-ro.

*Until 2022, semi-trailers, in ro-ro traffic, and pure containers, both ro-ro and lo-lo, were counted as containers (both TEUs and tons). As of this year, following the guidelines set by Puertos del Estado, in application of EUROSTAT criteria, only pure lo-lo and ro-ro containers are counted as containerized traffic.

4.7.1 Contenedores de 20 pies
20 feet containers

		Cabotaje / <i>Domestic</i>		Exterior / <i>Foreign</i>		Total / <i>Total</i>	
		nº <i>Nº</i>	Toneladas <i>Tons</i>	nº <i>Nº</i>	Toneladas <i>Tons</i>	nº <i>Nº</i>	Toneladas <i>Tons</i>
EMBARCADOS <i>LOADED</i>	Con carga / <i>Full</i>	352	5.758	17.799	443.785	18.151	449.542
	Vacíos / <i>Empty</i>	1.043	2.103	2.032	5.373	3.075	7.476
	Total / Total	1.395	7.860	19.831	449.158	21.226	457.018
DESEMBARCADOS <i>UNLOADED</i>	Con carga / <i>Full</i>	116	2.534	12.183	274.469	12.299	277.002
	Vacíos / <i>Empty</i>	2.246	5.005	7.080	15.708	9.326	20.713
	Total / Total	2.362	7.539	19.263	290.177	21.625	297.716
TOTAL / TOTAL	Total / Total	3.757	15.399	39.094	739.335	42.851	754.734

4.7.2 Contenedores mayores de 20 pies
Containers over 20 feet

		Cabotaje / <i>Domestic</i>		Exterior / <i>Foreign</i>		Total / <i>Total</i>	
		nº <i>Nº</i>	Toneladas <i>Tons</i>	nº <i>Nº</i>	Toneladas <i>Tons</i>	nº <i>Nº</i>	Toneladas <i>Tons</i>
EMBARCADOS <i>LOADED</i>	Con carga / <i>Full</i>	1.489	33.400	28.954	729.930	30.443	763.331
	Vacíos / <i>Empty</i>	2.803	11.939	10.686	45.121	13.489	57.060
	Total / Total	4.292	45.340	39.640	775.051	43.932	820.391
DESEMBARCADOS <i>UNLOADED</i>	Con carga / <i>Full</i>	199	3.906	39.147	1.045.074	39.346	1.048.980
	Vacíos / <i>Empty</i>	2.839	11.791	5.522	22.408	8.361	34.200
	Total / Total	3.038	15.697	44.669	1.067.483	47.707	1.083.180
TOTAL / TOTAL	Total / Total	7.330	61.037	84.309	1.842.534	91.639	1.903.570

4.7.3 Total contenedores de 20 pies o mayores
Total containers equal and over 20 feet

		Cabotaje / <i>Domestic</i>		Exterior / <i>Foreign</i>		Total / <i>Total</i>	
		nº <i>Nº</i>	Toneladas <i>Tons</i>	nº <i>Nº</i>	Toneladas <i>Tons</i>	nº <i>Nº</i>	Toneladas <i>Tons</i>
EMBARCADOS <i>LOADED</i>	Con carga / <i>Full</i>	1.841	39.158	46.753	1.173.715	48.594	1.212.873
	Vacíos / <i>Empty</i>	3.846	14.042	12.718	50.494	16.564	64.536
	Total / Total	5.687	53.200	59.471	1.224.209	65.158	1.277.409
DESEMBARCADOS <i>UNLOADED</i>	Con carga / <i>Full</i>	315	6.440	51.330	1.319.543	51.645	1.325.982
	Vacíos / <i>Empty</i>	5.085	16.796	12.602	38.117	17.687	54.913
	Total / Total	5.400	23.236	63.932	1.357.659	69.332	1.380.895
TOTAL / TOTAL	Total / Total	11.087	76.436	123.403	2.581.868	134.490	2.658.304

4.7.4 Contenedores de 20 pies o mayores en tránsito
Containers equal and over 20 feet in transit

		Cabotaje / <i>Domestic</i>		Exterior / <i>Foreign</i>		Total / <i>Total</i>	
		nº <i>Nº</i>	Toneladas <i>Tons</i>	nº <i>Nº</i>	Toneladas <i>Tons</i>	nº <i>Nº</i>	Toneladas <i>Tons</i>
EMBARCADOS <i>LOADED</i>	Con carga / <i>Full</i>	3	71	3.508	84.163	3.511	84.233
	Vacíos / <i>Empty</i>	8	32	202	794	210	826
	Total / Total	11	103	3.710	84.957	3.721	85.060
DESEMBARCADOS <i>UNLOADED</i>	Con carga / <i>Full</i>	0	0	3.594	85.404	3.594	85.404
	Vacíos / <i>Empty</i>	2	9	846	3.342	848	3.351
	Total / Total	2	9	4.440	88.746	4.442	88.755
TOTAL / TOTAL	Total / Total	13	112	8.150	173.703	8.163	173.815

4.7.5 Total contenedores equivalentes a 20 pies (TEUS)
Total equivalent 20 feet containers (TEUS)

		Cabotaje / <i>Domestic</i>		Exterior / <i>Foreign</i>		Total / <i>Total</i>	
		nº <i>Nº</i>	Toneladas <i>Tons</i>	nº <i>Nº</i>	Toneladas <i>Tons</i>	nº <i>Nº</i>	Toneladas <i>Tons</i>
EMBARCADOS <i>LOADED</i>	Con carga / <i>Full</i>	3.330	39.158	75.707	1.173.715	79.037	1.212.873
	Vacíos / <i>Empty</i>	6.649	14.042	23.404	50.494	30.053	64.536
	Total / Total	9.979	53.200	99.111	1.224.209	109.090	1.277.409
DESEMBARCADOS <i>UNLOADED</i>	Con carga / <i>Full</i>	514	6.440	90.477	1.319.543	90.991	1.325.982
	Vacíos / <i>Empty</i>	7.924	16.796	18.124	38.117	26.048	54.913
	Total / Total	8.438	23.236	108.601	1.357.659	117.039	1.380.895
TOTAL / TOTAL	Total / Total	18.417	76.436	207.712	2.581.868	226.129	2.658.304

4.7.6 Contenedores equivalentes a 20 pies (TEUS) en tránsito
Equivalent 20 feet containers (TEUS) in transit

		Cabotaje / <i>Domestic</i>		Exterior / <i>Foreign</i>		Total / <i>Total</i>	
		nº <i>Nº</i>	Toneladas <i>Tons</i>	nº <i>Nº</i>	Toneladas <i>Tons</i>	nº <i>Nº</i>	Toneladas <i>Tons</i>
EMBARCADOS <i>LOADED</i>	Con carga / <i>Full</i>	5	71	5.632	84.163	5.637	84.233
	Vacíos / <i>Empty</i>	16	32	332	794	348	826
	Total / Total	21	103	5.964	84.957	5.985	85.060
DESEMBARCADOS <i>UNLOADED</i>	Con carga / <i>Full</i>	0	0	5.833	85.404	5.833	85.404
	Vacíos / <i>Empty</i>	4	9	1.641	3.342	1.645	3.351
	Total / Total	4	9	7.474	88.746	7.478	88.755
TOTAL / TOTAL	Total / Total	25	112	13.438	173.703	13.463	173.815

4.7.7 Mercancías transportadas en contenedores clasificadas según su naturaleza, toneladas
Containerized goods classified by nature, tons

MERCANCÍAS / GOODS	Cabotaje / Domestic			Exterior / Foreign			Total / Total		
	Embarc. Loaded	Desem. Unloaded	Total Total	Embarc. Loaded	Desem. Unloaded	Total Total	Embarc. Loaded	Desem. Unloaded	Total Total
Energético / Power products	68	0	68	5.132	11.311	16.443	5.200	11.311	16.511
02 Fuel-oil / Fuel-oil	0	0	0	12	89	101	12	89	101
06 Otros productos petrolíferos / Other petroleum products	67	0	67	1.952	2.615	4.566	2.019	2.615	4.633
12 Carbones y coque de petróleo / Steam coal and petroleum coke	0	0	0	2.773	7.914	10.686	2.773	7.914	10.686
51 Biocombustibles / Biofuel	1	0	1	395	694	1.089	396	694	1.090
Siderometalúrgico / Iron and steel	3.335	3.041	6.376	29.525	110.600	140.125	32.860	113.642	146.501
8 Mineral de hierro / Iron ore	0	0	0	158	158	316	158	158	316
10 Otros minerales y residuos metálicos / Other mineral ores	0	909	909	3.165	2.953	6.118	3.165	3.862	7.027
11 Chatarras de hierro / Scrap iron	0	0	0	577	259	836	577	259	836
13 Productos siderúrgicos / Iron products	909	25	934	18.781	22.174	40.955	19.690	22.199	41.889
36 Otros productos metalúrgicos / Other metallurgic products	2.426	2.107	4.533	6.843	85.057	91.900	9.269	87.164	96.433
Minerales no metálicos / Non-Metal minerals	74	0	74	4.995	9.492	14.487	5.069	9.492	14.561
25 Sal común / Salt	1	0	1	68	0	68	68	0	68
52 Otros minerales no metálicos / Other non-metallic minerals	73	0	73	4.928	9.492	14.420	5.001	9.492	14.493
Abonos / Fertilizers	76	0	76	8.663	5.753	14.416	8.739	5.753	14.491
15 Potasas / Potash	0	0	0	0	345	345	0	345	345
16 Abonos naturales y artificiales / Natural and artificial fertilizers	76	0	76	8.663	5.407	14.070	8.739	5.407	14.146
Químicos / Chemical products	2.308	126	2.434	30.928	58.014	88.942	33.236	58.139	91.376
17 Productos químicos / Chemical products	2.308	126	2.434	30.928	58.014	88.942	33.236	58.139	91.376
Materiales de construcción / Building materials	2.032	28	2.060	317.698	28.213	345.912	319.731	28.241	347.972
18 Cemento y clinker / Cement and clinker	0	0	0	216	0	216	216	0	216
20 Materiales construcción elaborados / Manufactured building materials	2.032	28	2.060	317.483	28.213	345.696	319.515	28.241	347.756
Agro-ganadero y alimentario / Stockbreeding and feeding products	13.755	1.075	14.830	336.478	770.412	1.106.891	350.233	771.487	1.121.720
21 Cereales y sus harinas / Cereals and their flours	0	0	0	924	339	1.262	924	339	1.262
23 Frutas, hortalizas y legumbres / Fruits and vegetables	1	39	40	6.839	167.830	174.669	6.840	167.868	174.709
24 Vinos, bebidas, alcoholes y derivados / Wines, drinks and spirits	4.761	232	4.994	41.845	1.775	43.620	46.606	2.007	48.613
27 Conservas / Tinned food	543	27	570	19.979	140.256	160.235	20.522	140.283	160.805
28 Tabaco, cacao, café y especias / Tobacco, cocoa, coffee and spices	94	0	94	1.719	4.589	6.309	1.813	4.589	6.402
29 Aceites y grasas / Oils and greases	3.940	0	3.940	16.152	13.597	29.749	20.092	13.597	33.690
30 Otros productos alimenticios / Other foods	3.195	0	3.195	135.136	6.737	141.873	138.331	6.737	145.068
33 Pescados congelados y refrigerados / Chilled or frozen fish	896	777	1.673	102.326	405.618	507.944	103.222	406.395	509.618
37 Pienso y forrajes / Animal feed and fodder	324	0	324	11.558	29.671	41.230	11.882	29.671	41.554
Otras mercancías / Other goods	10.118	1.015	11.133	261.793	106.701	368.494	271.912	107.716	379.627
19 Maderas y corcho / Wood and cork	501	39	540	149.300	21.612	170.912	149.801	21.651	171.452
26 Papel y pasta / Paper and pulp	6.590	0	6.590	11.268	3.200	14.468	17.858	3.200	21.058
31 Maquinaria, herramientas y repuestos / Machinery, tools and spares	783	238	1.021	40.773	35.109	75.882	41.556	35.346	76.903
34 Resto mercancías / Other goods	2.245	738	2.983	60.452	46.779	107.232	62.697	47.518	110.215
Vehículos y elementos transportes / Vehicles and transport elements	21.435	17.952	39.387	228.995	257.163	486.158	250.430	275.115	525.545
32 Vehículos y sus piezas / Motor vehicles and parts	98	24	122	18.288	24.441	42.729	18.386	24.465	42.852
39 Tara contenedores / Containers tare	21.336	17.928	39.264	210.707	232.722	443.429	232.044	250.650	482.693
TOTAL	53.200	23.236	76.436	1.224.209	1.357.659	2.581.868	1.277.409	1.380.895	2.658.304



4.8 Resumen general del tráfico marítimo (Incluido tráfico interior, avituallamiento y pesca fresca)
General summary of maritime traffic (Local traffic, supplies and fresh fish, included)

4.8.1 Cuadro general número 1
General chart number 1

Concepto / Item		Toneladas / Tons
Graneles líquidos / <i>Liquid bulks</i>	Productos petrolíferos / <i>Oil products</i>	0
	Gas natural / <i>Natural gas</i>	0
	Otros líquidos / <i>Other liquid</i>	31.974
	Total	31.974
Graneles sólidos / <i>Dry bulks</i>	Total	304.134
Mercancía general / <i>General cargo</i>	Total	4.216.194
Tráfico interior / <i>Local traffic</i>	Total	0
Avituallamiento / <i>Supplies</i>	Productos petrolíferos / <i>Oil products</i>	67.940
	Resto / <i>Rest</i>	60.973
	Total	128.913
Pesca fresca / <i>Fresh fish</i>	Total	34.009
TOTAL / TOTAL		4.715.224

4.8.2 Cuadro general número 2
General chart number 2

Concepto / Item	Toneladas / Tons
Tráfico cargado / <i>Traffic loaded</i>	2.301.447
Tráfico descargado / <i>Traffic unloaded</i>	2.409.270
Tráfico transbordado / <i>Traffic transhipped</i>	4.508
TOTAL / TOTAL	4.715.224

4.8.3 Cuadro general número 3
General chart number 3

Conceptos / Items		Toneladas Tons	
Comercio exterior / <i>Foreign trade</i>	Importadas <i>Import</i>	Graneles líquidos / <i>Liquid bulks</i>	31.974
		Graneles sólidos / <i>Solid bulks</i>	71.915
		Mercancía general / <i>General Cargo</i>	1.610.063
		Total	1.713.952
	Exportadas <i>Export</i>	Graneles líquidos / <i>Liquid bulks</i>	0
		Graneles sólidos / <i>Solid bulks</i>	1.433
	Mercancía general / <i>General Cargo</i>	1.723.469	
	Total	1.724.902	
Total		3.438.854	
Comercio nacional / <i>Domestic trade</i>		326.737	
Mercancías en tránsito / <i>Goods in transit</i>		230.280	
Mercancías transbordadas / <i>Goods transshipment</i>		4.508	
Taras de equipamientos / <i>Equipments tares</i>		551.923	
Pesca fresca, avituallamiento y tráfico interior / <i>Fresh fish, supplies and local traffic</i>		162.922	
TOTAL / TOTAL		4.715.224	

4.9 Tráfico terrestre
Hinterland traffic

Medio de transporte utilizado para la entrada o salida de la zona de servicio del puerto <i>Transport system used for hinterland connections from or to port areas</i>	Toneladas / Tons		
	Cargadas en barco <i>Loaded on vessel</i>	Descargadas barco <i>Unloaded from vessel</i>	Total
Ferrocarril / <i>Railway</i>	18.185	43	18.227
Carretera / <i>Road</i>	2.034.167	2.237.119	4.271.286
Tubería / <i>Pipe</i>	0	0	0
Otros medios / <i>Other</i>	0	0	0
Sin transporte terrestre / <i>Without land transport</i>	120.182	142.607	262.789
Total mercancías según transporte <i>Total Hinterland Traffic</i>	2.172.534	2.379.768	4.552.302
Pesca, avituallamiento y tráfico interior o local <i>Fresh Fish, Supplies & Local Traffic</i>	128.913	34.009	162.922
Total pesca, avituallamiento y tráfico interior o local <i>Total fresh fish, supplies & local traffic</i>	128.913	34.009	162.922
TOTAL / TOTAL	2.301.447	2.413.778	4.715.224

